

# China Commodity Index

October 2022

财新智库  
Caixin Insight



GRESHAM INVESTMENT MANAGEMENT LLC  
We know commodities® | We know futures®

## Methodology

### Construction

- The China Commodity Index gauges price changes in 39 commodity contracts traded on the country's three futures exchanges
- Uses both liquidity data and production data in determining the target weights of the included commodities

## Index

### Attributes

- The index fairly represents the significance of the commodities to the China economy
- Provides diversified exposure to commodities as an asset portfolio
- Aims to become a benchmark for China's commodity futures market

## Quick Facts<sup>1</sup>

(Data as at : 31 October 2022)

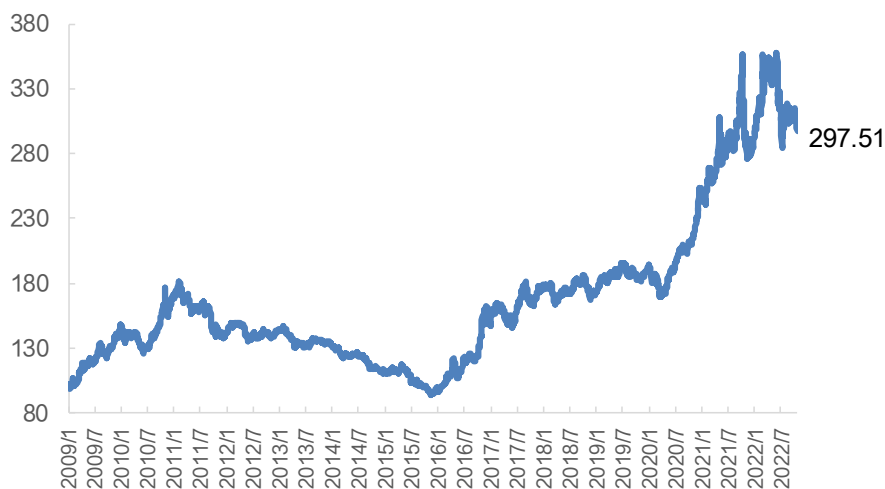
Full Name	Abbreviation	Number of Contracts	Calculation Currency
China Commodity Index	CCI	39	CNY
Launch Date	Rebalancing Frequency	Index Calculation	End-of-Day Distribution
2018/5/9	Yearly in December	End-of-Day	Via FTP and Email
Base Date	Base Value	Index Value (End of Last Month)	Index Value (End of This Month)
2009/1/9	100	307.39	297.51

## Index Performance and Risk Tables<sup>2,3</sup>

(Data as at : 31 October 2022)

### Historical Performance

2009.1–2022.10 (CNY)



### Calendar Year Price Returns

Year	CCI
2021	17.32%
2020	28.06%
2019	12.30%
2018	-2.76%
2017	17.29%
2016	50.83%
2015	-12.63%
2014	-14.86%
2013	-7.39%
2012	3.31%
2011	-17.50%
2010	16.86%
2009	44.56%

### Performance

	Returns			Annualized Returns			
	YTD	1M	3M	1Y	3Y	5Y	Since January 2009
CCI	3.34%	-3.22%	-4.15%	0.31%	17.40%	12.84%	8.21%

### Risk

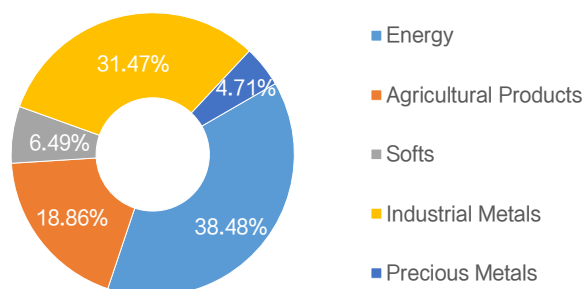
	1Y			Since January 2009		
	Volatility	Sharpe Ratio	Max Drawdown	Volatility	Sharpe Ratio	Max Drawdown
CCI	21.86%	-0.05	-20.61%	13.18%	0.51	-48.33%

<sup>1</sup> Data Source: Caixin Insight, Gresham Investment Management LLC

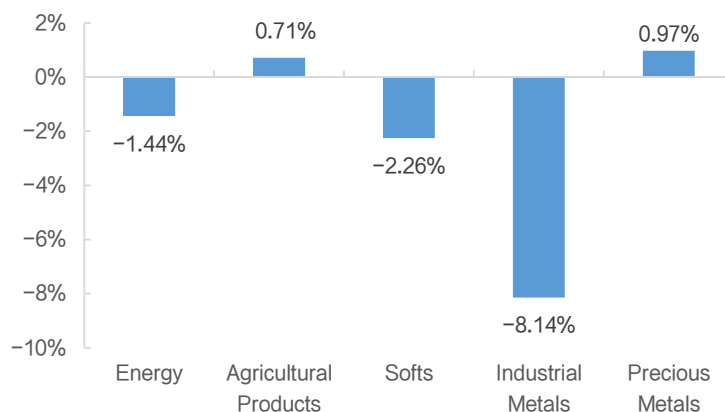
<sup>2</sup> Data Source: Caixin Insight, Past performance is no guarantee of future results

<sup>3</sup> The Index returns are excess returns, without calculation of returns on collateral

Group Breakdown



One-Month Performance by group (%)



Top 10 Constituents By Index Weight

Name	Group	Index Value (End of This Month)	Index Value (End of Last Month)	1M Perf (%)	Index Weight ( % )
Crude Oil	Energy	43.8711	40.7420	7.68%	14.75%
Iron Ore	Industrial Metals	23.8811	28.4093	-15.94%	8.03%
Thermal Coal	Energy	23.2588	23.3105	-0.22%	7.82%
Corn	Agricultural Products	20.0287	19.2512	4.04%	6.73%
Steel Rebar	Industrial Metals	19.9428	22.3028	-10.58%	6.70%
Soybean Meal	Agricultural Products	14.6132	14.5706	0.29%	4.91%
Copper	Industrial Metals	13.1522	12.7884	2.84%	4.42%
Aluminum	Industrial Metals	10.3922	10.7656	-3.47%	3.49%
Hard Coking Coal	Energy	9.7955	11.0665	-11.49%	3.29%
Hot Rolled Coil	Industrial Metals	9.3290	10.3653	-10.00%	3.14%
<b>Sum</b>		<b>188.26</b>	<b>193.57</b>	<b>-2.74%</b>	<b>63.28%</b>

<sup>4</sup> Commodity groups refer to international standards

<sup>5</sup> Data Source : Caixin Insight, Gresham Investment Management LLC

## About Caixin Insight

Caixin Insight was founded by Caixin Media Group's editor-in-chief and internationally acclaimed journalist Hu Shuli. It is a sister company of Caixin Media ([www.caixin.com](http://www.caixin.com)), the leading financial and business news provider. The company focuses on providing best-in-class Chinese business and financial databases, macroeconomic research, big-data analytics, smart beta indexes and strategy consulting services, with the goal of helping Chinese and global institutions better navigate through the structural economic development, internationalization, capital markets and other important strategic agenda on China. ([www.caixininsight.com](http://www.caixininsight.com))

## About Gresham Investment Management LLC

Gresham Investment Management LLC was founded in 1987 and has pioneered the development and management of diversified commodity investment portfolios using commodity futures ever since. The firm's Tangible Asset Program® (TAP®) began trading in January 1987 and predates both the S&P Goldman Sachs and Bloomberg Commodity Indices. As of April 2022, Gresham manages in excess of US\$6.5 billion for a variety of clients, including Public and Corporate Pension Funds, Endowments, Corporations, Health Systems, Insurance Companies, Pooled Investment Vehicles, other Investment Advisors, and Sovereign Wealth Funds, based in the Americas, Europe, Asia and the Middle East. ([www.greshamllc.com](http://www.greshamllc.com))

## Contact Us to Know More:

### Caixin Insight

Weijia Ruan

Tel: +86 ( 21 ) 33830502-820

Email: [weijiaruan@caixin.com](mailto:weijiaruan@caixin.com)

## Disclaimer:

Caixin Insight Investment Development (Wuhan) Co., Ltd. ( "Caixin Insight" ) will try our best to ensure the accuracy and reliability of the index data in a professional and responsible manner, but it will not guarantee it. The information herein is not intended to be a suggestion of investment, or offer to buy or sell, nor is it a decision basis for your investment judgement and reference. The index data discussed in this report may not be suitable for all investors and investors must make their own informed decisions and seek their own advice regarding the appropriateness of investing in financial instruments. Caixin Insight takes no responsibility for any loss or damage caused by inaccurate or missing of index data or howsoever arising from or in reliance upon the whole or any part of the contents of the document (Whether it is a tort, a breach of contract or any other liability).

This document is for information purposes only and is intended for use by Permitted Clients. Caixin Insight has not made any express or implied statements or warranties about any information contained in the index and / or this document, including guarantees for accuracy, completeness, timeliness, applicability of specific purposes, safety and non-infringement. Caixin Insight takes no responsibility for any loss or damage caused by inaccurate or missing of index data or howsoever arising from or in reliance upon the whole or any part of the contents of the document (Whether it is a tort, a breach of contract or any other liability).